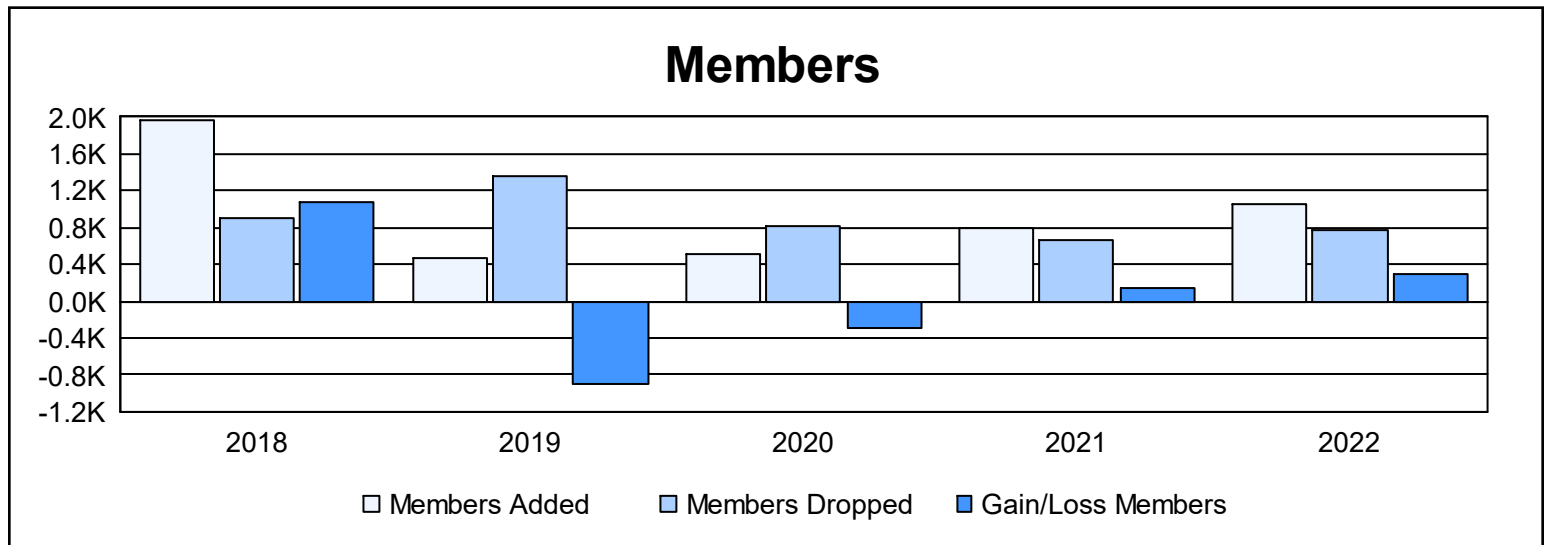
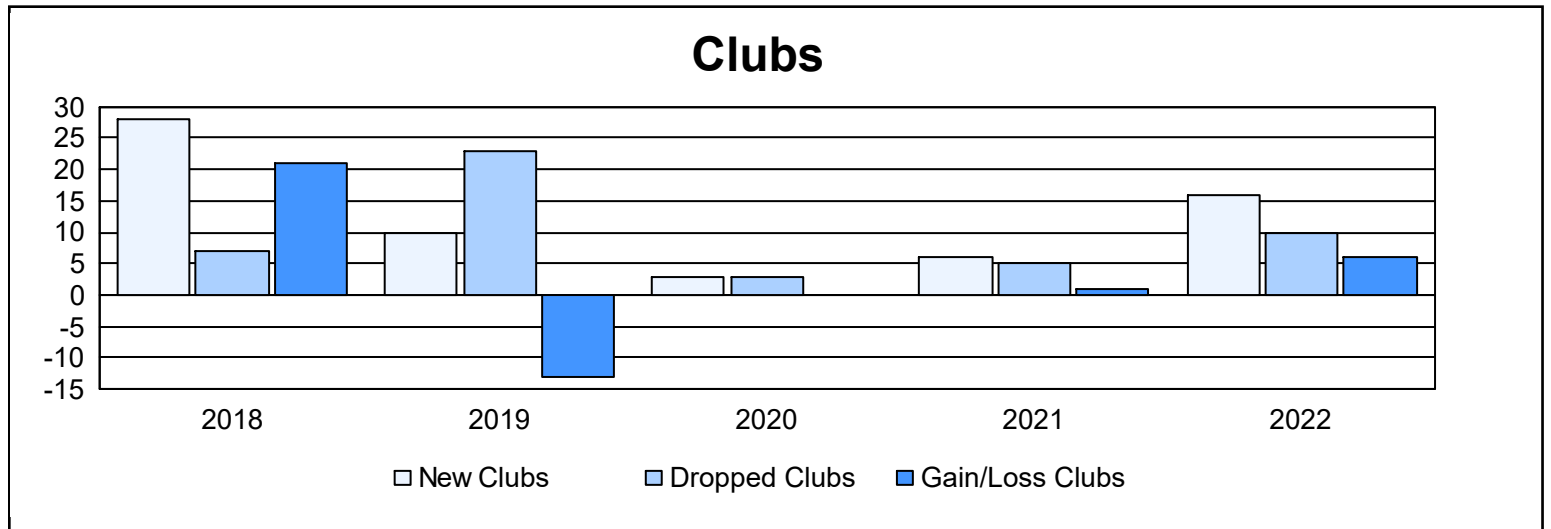
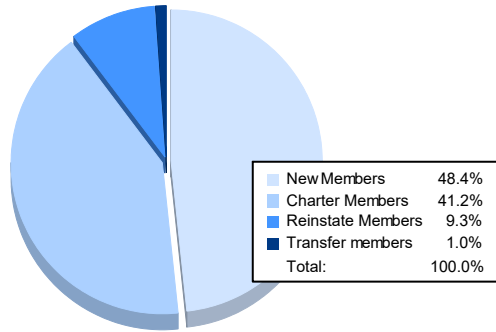


| Year           | New Clubs | Dropped Clubs | Gain/ Loss Clubs | New Members | Charter Members | Reinstate Members | Transfer Members | Total Member Added | Total Members Dropped | Gain/ Loss Members |
|----------------|-----------|---------------|------------------|-------------|-----------------|-------------------|------------------|--------------------|-----------------------|--------------------|
| 2017-2018      | 28        | 7             | 21               | 1,067       | 700             | 188               | 16               | 1,971              | 892                   | 1,079              |
| 2018-2019      | 10        | 23            | -13              | 153         | 277             | 24                | 8                | 462                | 1,356                 | -894               |
| 2019-2020      | 3         | 3             | 0                | 225         | 150             | 45                | 90               | 510                | 811                   | -301               |
| 2020-2021      | 6         | 5             | 1                | 433         | 225             | 103               | 34               | 795                | 654                   | 141                |
| 2021-2022      | 16        | 10            | 6                | 511         | 435             | 98                | 11               | 1,055              | 762                   | 293                |
| <b>Average</b> | <b>13</b> | <b>10</b>     | <b>3</b>         | <b>478</b>  | <b>357</b>      | <b>92</b>         | <b>32</b>        | <b>959</b>         | <b>895</b>            | <b>64</b>          |



### Membership Composition June 2022 Cumulative



### Gender Composition June 2022 Cumulative

